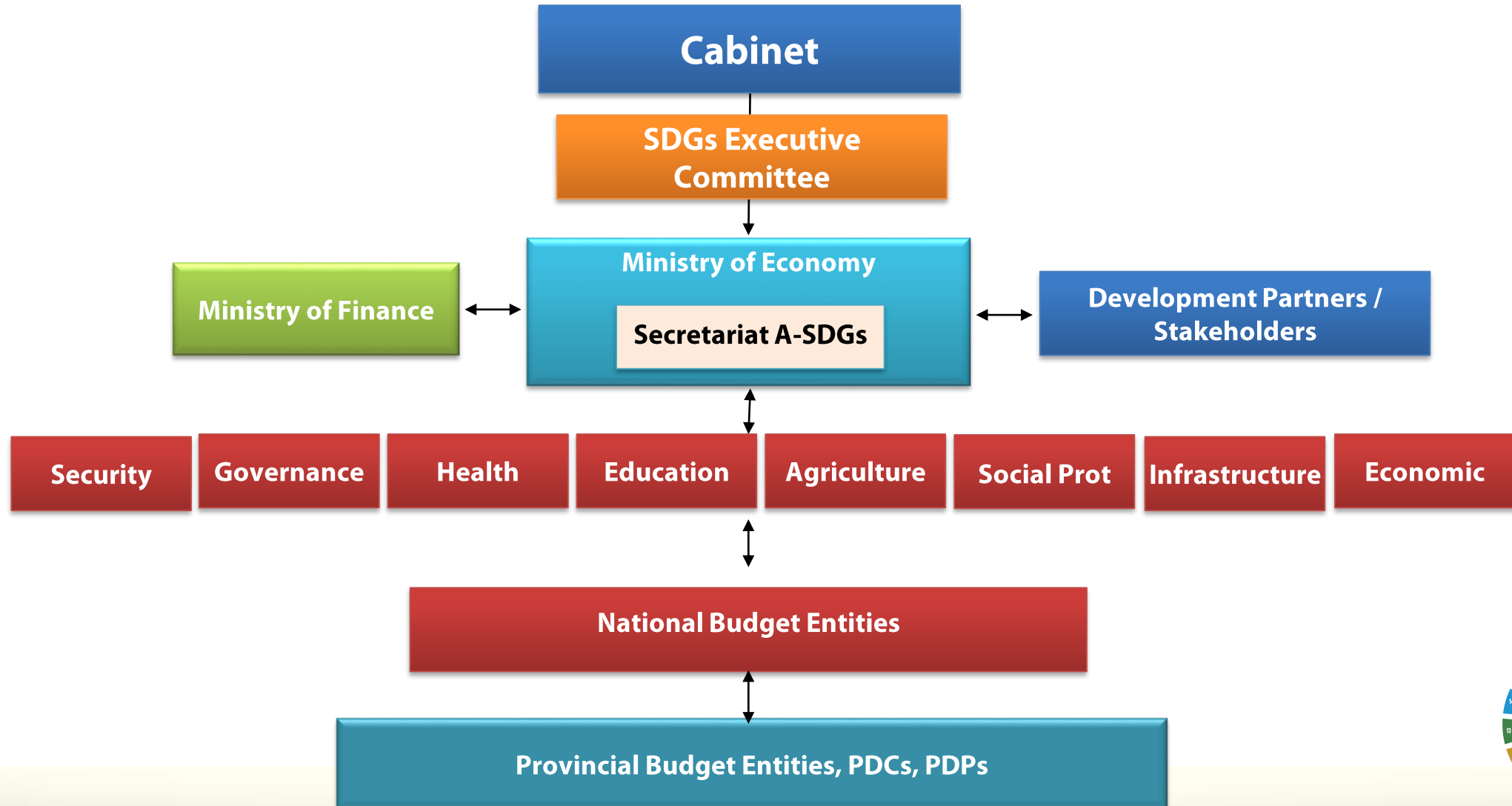


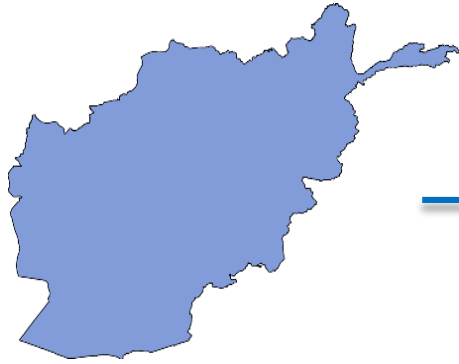
The SDGs Institutional Arrangement in Afghanistan





SDGs Implementation Phases in Afghanistan

انکشاف پایداری
افغانستان
اهداف



Nationalization
MAR 2016 – MAR 2018



Alignment / Localization
APR 2018 – NOV 2018



Implementation
JAN 2019 – SEP 2030

The ASDGs Committees and Working Groups



**Eco Committee of
Council of Ministers**

National Executive Committee for A-SDGs

Technical Working Groups

SDGs Leadership Board

Sectorial Committees

A-SDGs Secretariat

Political Decisions
Ministries, CSO, PS

Technical and Political Consultation
Line Ministries, CSO, NGOs, PS, Donors

Technical Works
Line Ministries, CSOs, NGOs, PS, Donors

Admin and Technical Decisions
MoEc, UNDP, CSO, Sector

Technical Works
All Sectors, CSOs, NGOs, PS, Donors

Admin & Coordination Works
Based in the MoEc – Consist of 16 staff

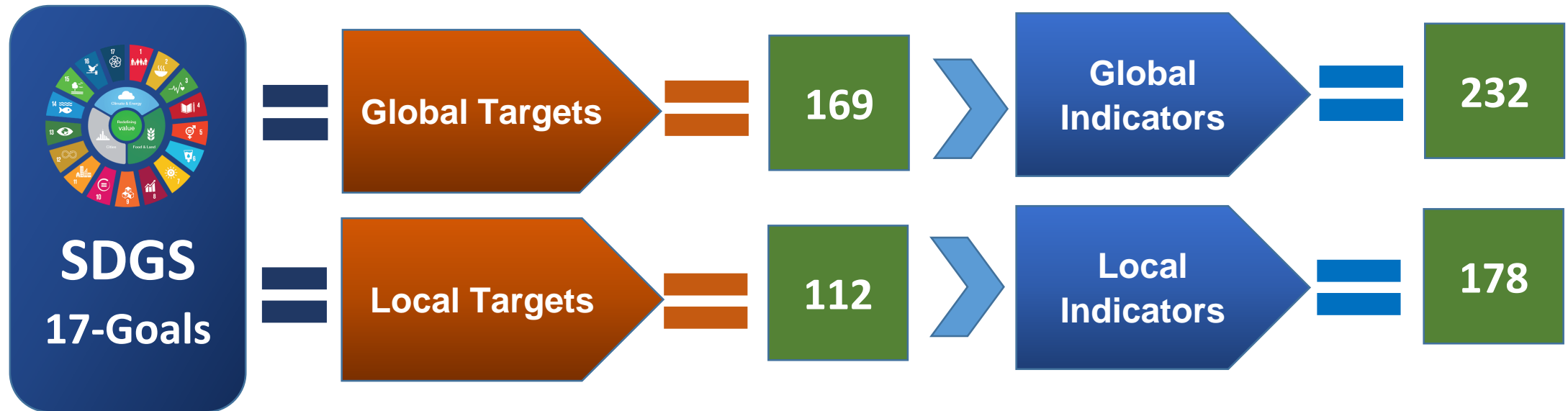


A-SDGs Targets and Indicators: Sector wise

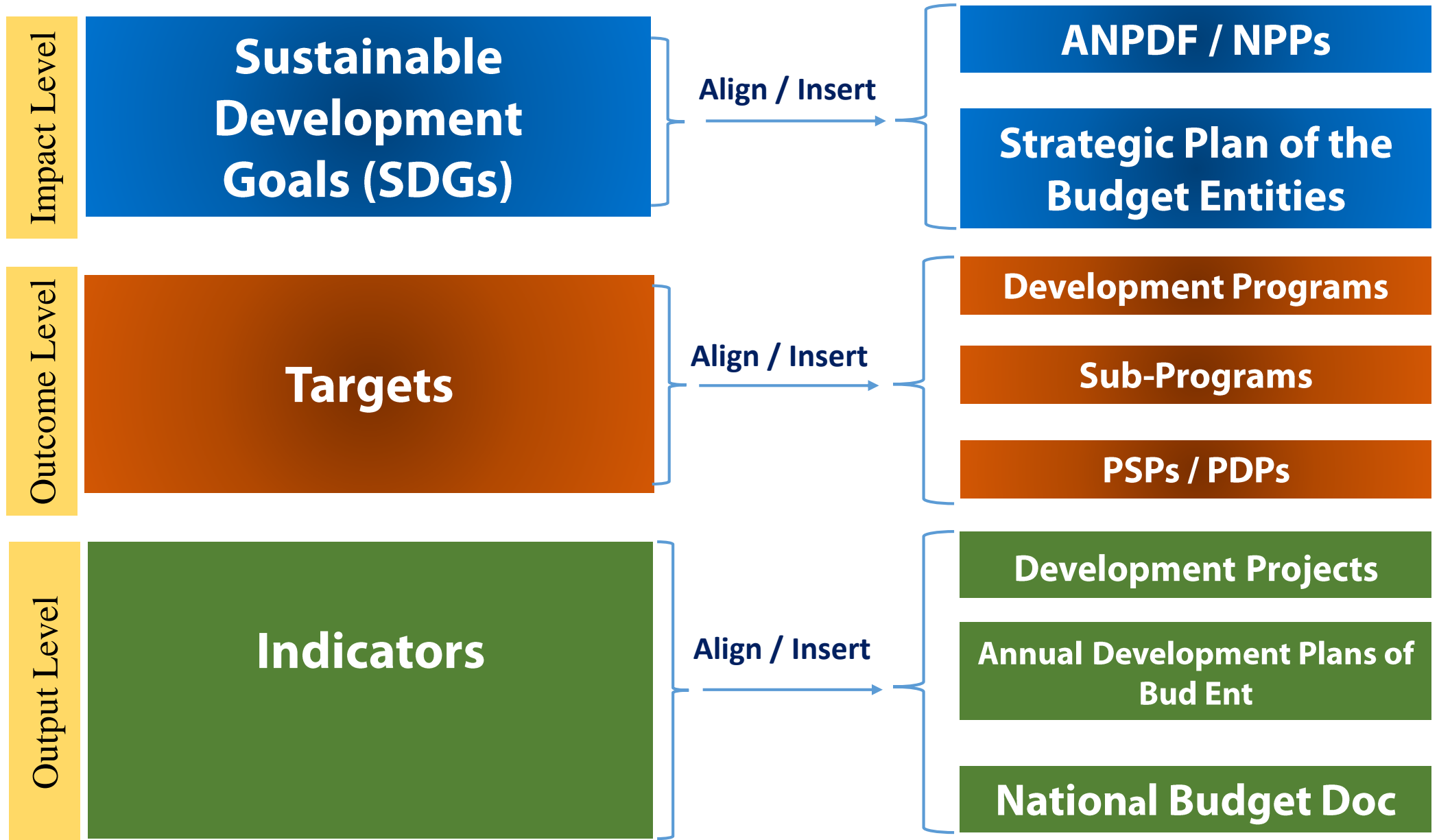
National Budgetary Sectors	Goals in Each Sector	National Targets	National Indicators
Security Sector	G3, G11, G16	5 Targets	7 indicators
Education Sector	G4, G8, G11, G12, G16	14 Targets	41 indicators
Health Sector	G2, G3	11 Targets	20 indicators
Governance Sector	G16	5 Targets	6 indicators
Infrastructure Sector	G5, G6, G7, G9, G11, G15, G17,	27 Targets	30 indicators
Social Protection Sector	G1, G4, G5, G8, G10, G11, G13, G16	22 Targets	33 indicators
Agriculture and Rural Dev. Sector	G1, G2, G6, G9, G12, G15	12 Targets	15 indicators
Economic Sector	G1, G8, G9, G10, G12, G17	19 Targets	26 indicators
8 Sector	16 Goals	112 Targets	178 Indicators



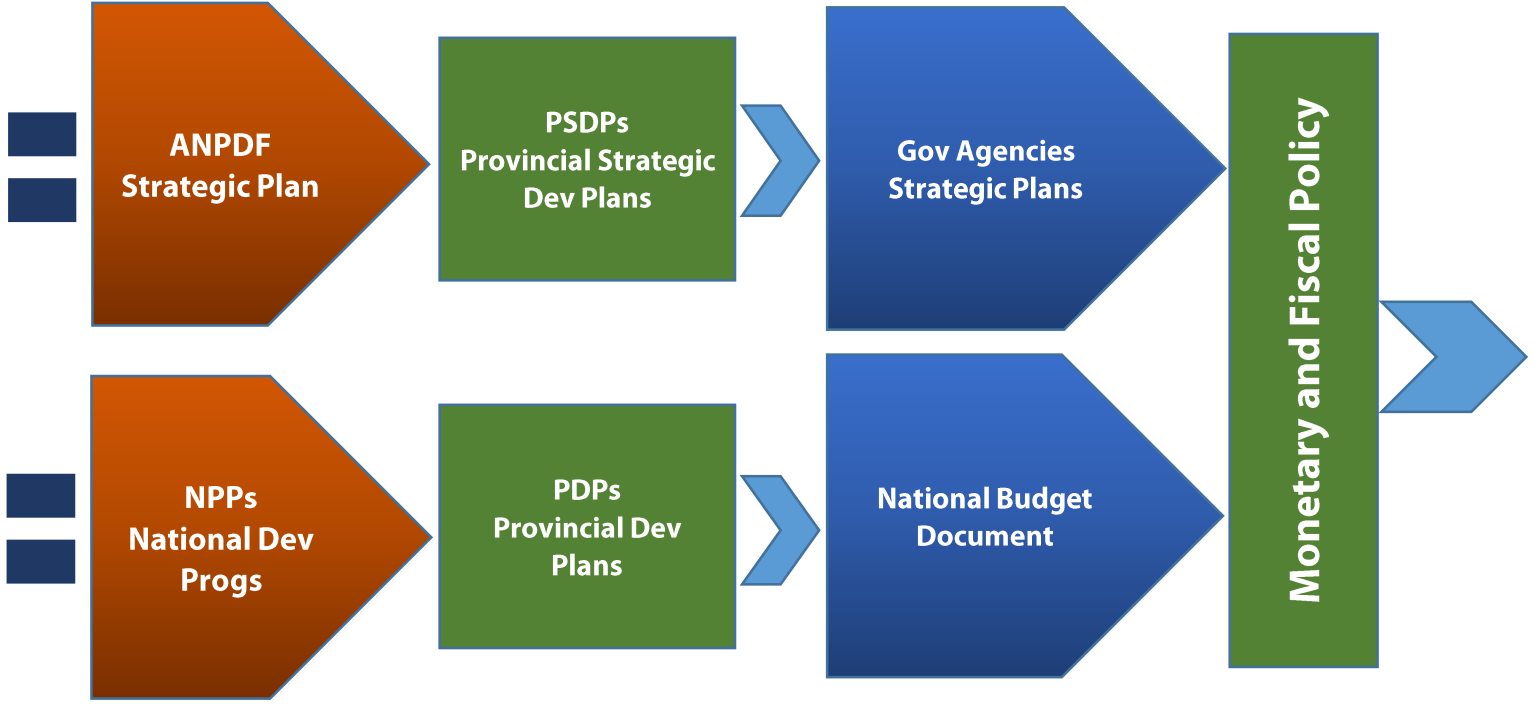
The SDGs Nationalization Results



**Alignment of National Plans and Programs with
the Sustainable Development Goals (SDGs)**

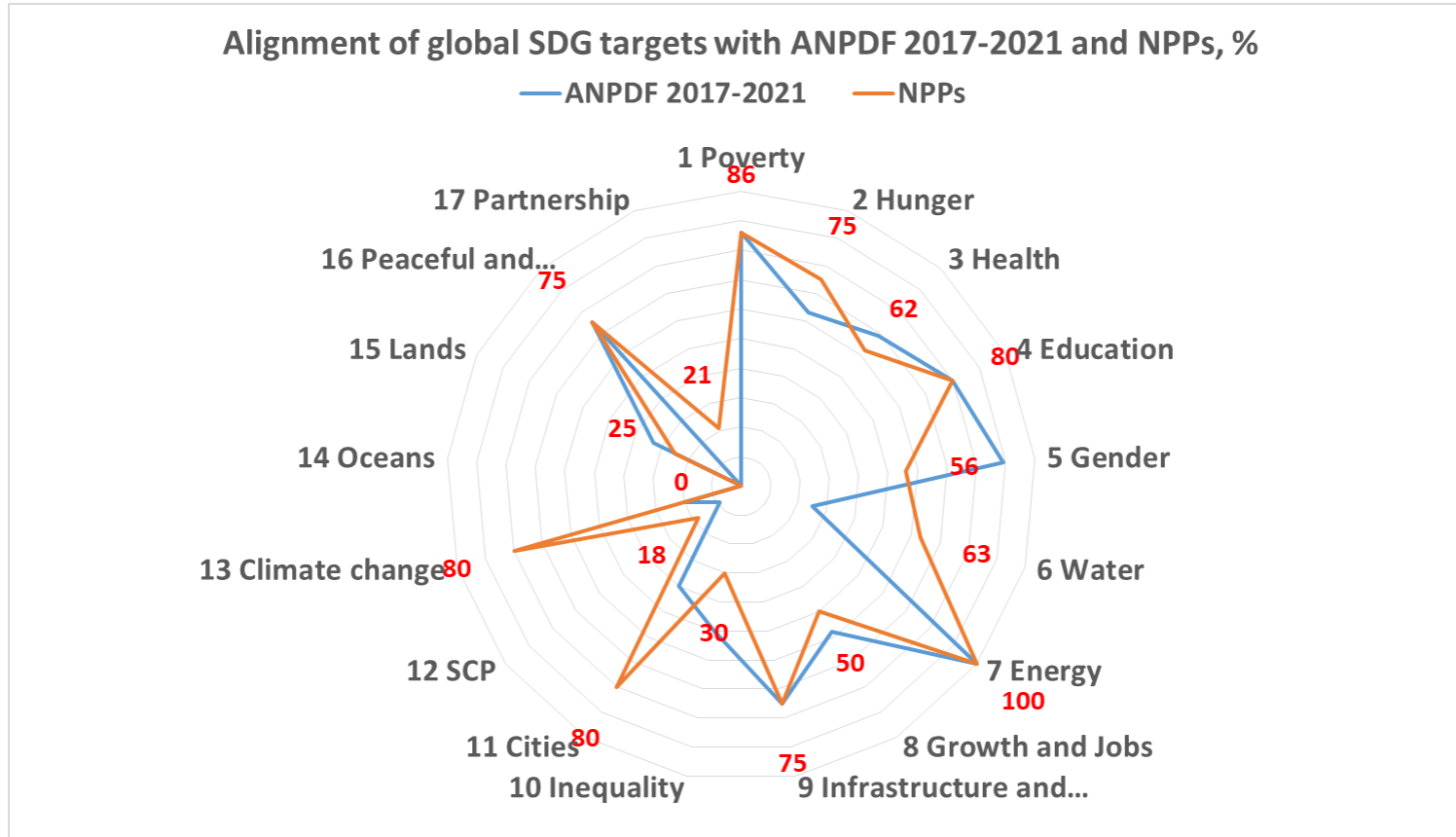


National Strategic Plans and Policies





Alignment of ANPDF & NPPs to the SDGs



Alignment of ANPDF & NPPs to the SDGs

#	SDGs	ANPDF	NPPs
1	Poverty	86	86
2	Hunger	63	75
3	Health	69	62
4	Education	80	80
5	Gender	89	56
6	Water	25	63
7	Energy	100	100
8	Growth and Jobs	58	50
9	Infrastructure and industrialization	75	75
10	Inequality	50	30
11	Cities	40	80
12	SCP	9	18
13	Climate change	20	80
14	Oceans	0	0
15	Lands	33	25
16	Peaceful and inclusive societies	75	75
17	Partnership	0	21
	TOTAL COVERAGE	86%	80%